

Raniganj Girls' College
Analysis of Student Satisfaction Survey (SSS)
Academic Session 2023-24

About the Survey

The Student Satisfaction Survey (SSS) of Raniganj Girls' College for the academic session 2022-23 was conducted through Google Forms based on the 21 questions (20 MCQ and 1 Short Answer type) that have been provided by National Assessment and Accreditation Council (NAAC) on its website. For this survey, each question was asked in three different versions of languages namely English, Hindi and Bengali. The total number of responses collected was 492.

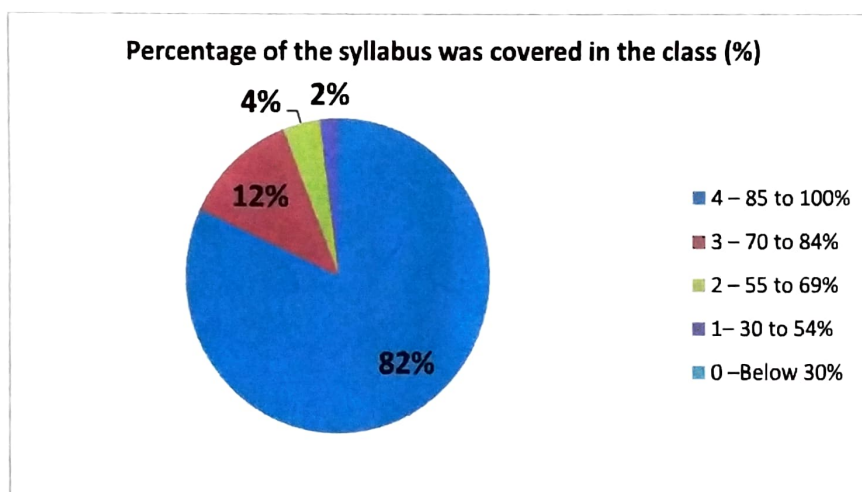
Method of Analysis

Responses to each of the 20 MCQ were analyzed using the Statistical Chart Tool 'Pie-Diagram'. For 21st question that is the short-answer type question, the important observations made by the respondents that will help the college in improving the overall teaching-learning process were summarized.

1. How much of the syllabus was covered in the class?

4 – 85 to 100%, 3 – 70 to 84%, 2 – 55 to 69%, 1– 30 to 54%, 0 –Below 30%

Criterion	4	3	2	1	0
Percentage	82	12	4	2	0



2. How well did the teachers prepare for the classes?

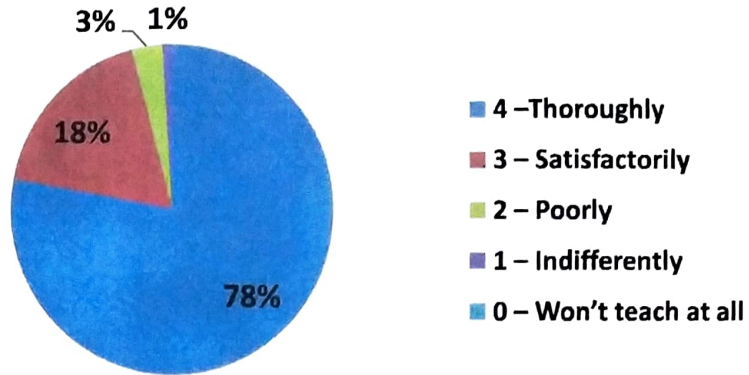
4 –Thoroughly, 3 – Satisfactorily, 2 – Poorly, 1 – Indifferently, 0 – Won't teach at all

Criterion	4	3	2	1	0
Percentage	78	18	3	1	0

Chhabi De

Principal
Raniganj Girls' College
P.O. Searsole, Rajbari
Dist : Paschim Bardhaman

The teachers prepare for classes

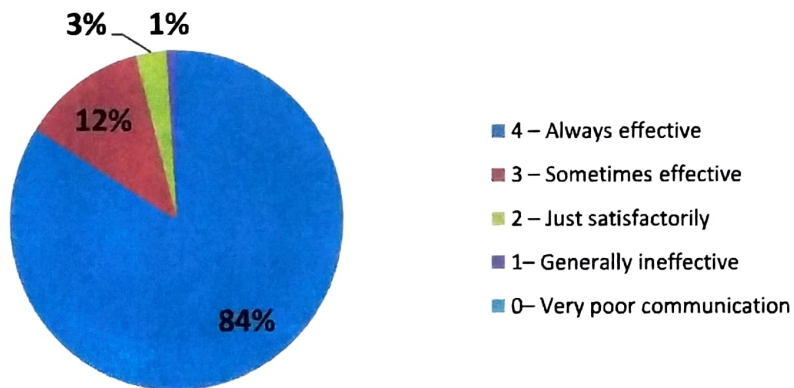


3. How well were the teachers able to communicate?

4 – Always effective, 3 – Sometimes effective, 2 – Just satisfactorily,
1 – Generally ineffective, 0 – Very poor communication

Criterion	4	3	2	1	0
Percentage	84	12	3	1	0

The communication of the teachers was



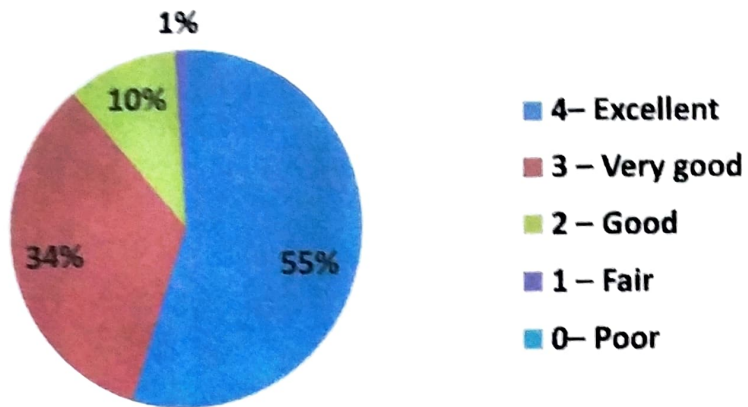
4. The teacher's approach to teaching can best be described as

4 – Excellent, 3 – Very good, 2 – Good, 1 – Fair, 0 – Poor

Criterion	4	3	2	1	0
Percentage	55	34	10	1	0



The teacher's approach to teaching is

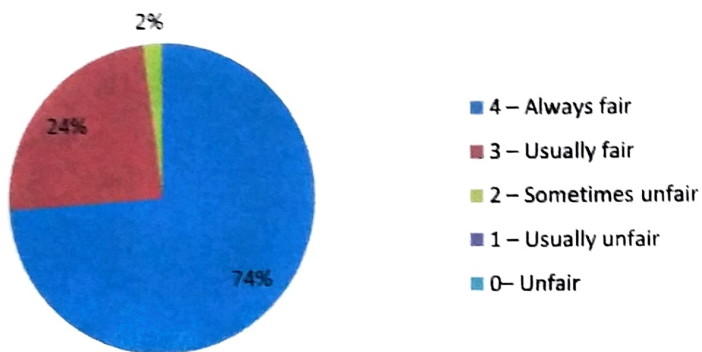


5. Fairness of the internal evaluation process by the teachers.

4 – Always fair, 3 – Usually fair, 2 – Sometimes unfair, 1 – Usually unfair
0 – Unfair

Criterion	4	3	2	1	0
Percentage	74	24	2	0	0

Fairness of the internal evaluation process by the teachers



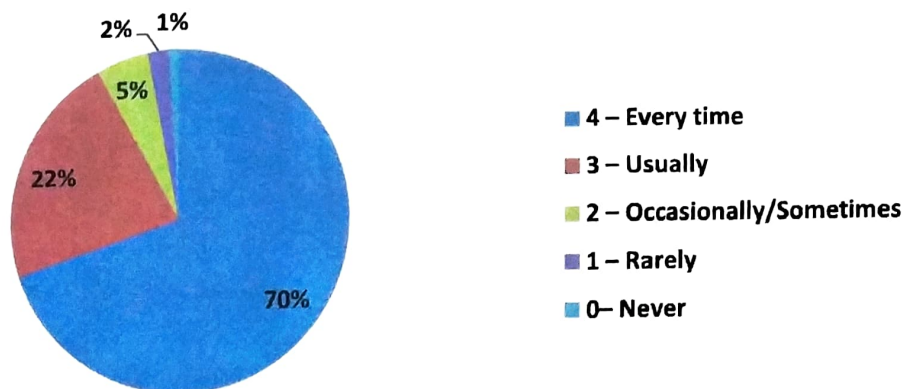
6. Was your performance in assignments discussed with you?

4 – Every time, 3 – Usually, 2 – Occasionally/Sometimes, 1 – Rarely
0 – Never

Criterion	4	3	2	1	0
Percentage	70	22	5	2	1



Discussion of performance in assignments




7. The institute takes active interest in promoting internship, student exchange, field visit opportunities for students.

4 - Regularly, 3 - Often, 2 - Sometimes, 1 - Rarely, 0 - Never

Criterion	4	3	2	1	0
Percentage	62	25	11	1	1

The institute takes active interest in promoting internship, student exchange, field visit opportunities for students




8. The teaching and mentoring process in your institution facilitates you in cognitive, social and emotional growth.

4 - Significantly, 3 - Very well, 2 - Moderately, 1 - Marginally, 0 - Not at all

Criterion	4	3	2	1	0
Percentage	52	38	10	0	0



The teaching and mentoring process in your institution facilitates you in cognitive, social and emotional growth

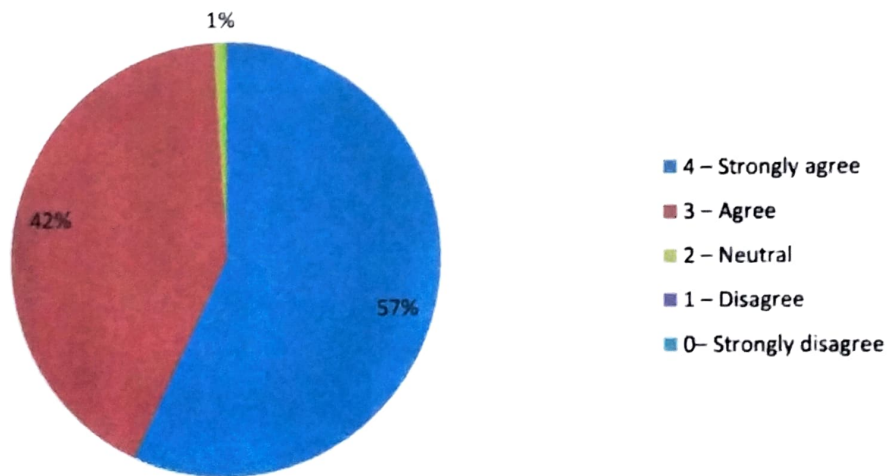


9. The institution provides multiple opportunities to learn and grow.

4 - Strongly agree, 3 - Agree, 2 - Neutral, 1 - Disagree, 0- Strongly disagree

Criterion	4	3	2	1	0
Percentage	57	42	1	0	0

The institution provides multiple opportunities to learn and grow



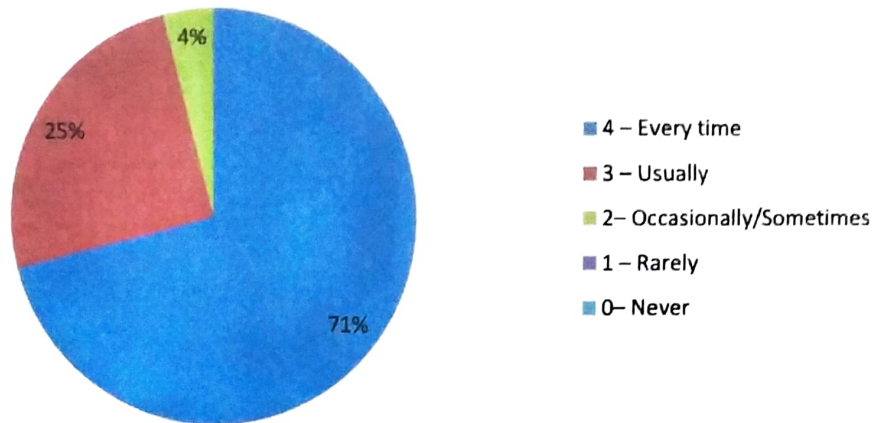
10. Teachers inform you about your expected competencies, course outcomes and programme outcomes.

4 - Every time, 3 - Usually, 2- Occasionally/Sometimes, 1 - Rarely, 0- Never

Criterion	4	3	2	1	0
Percentage	71	25	4	0	0



Teachers inform you about your expected competencies, course outcomes and programme outcomes

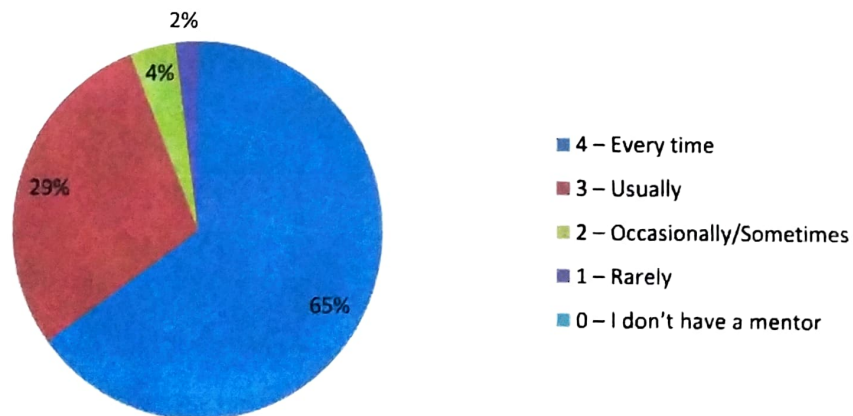


11. Your mentor does a necessary follow-up with an assigned task to you.

4 – Every time, 3 – Usually, 2 – Occasionally/Sometimes, 1 – Rarely, 0 – I don't have a mentor

Criterion	4	3	2	1	0
Percentage	65	29	4	2	0

Mentor does a necessary follow-up with an assigned task to you



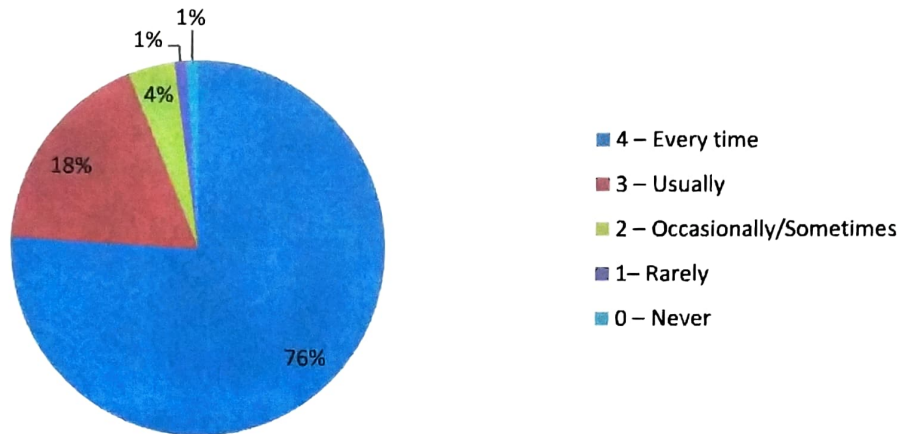
12. The teachers illustrate the concepts through examples and applications.

4 – Every time, 3 – Usually, 2 – Occasionally/Sometimes, 1– Rarely, 0 – Never

Criterion	4	3	2	1	0
Percentage	76	18	4	1	1



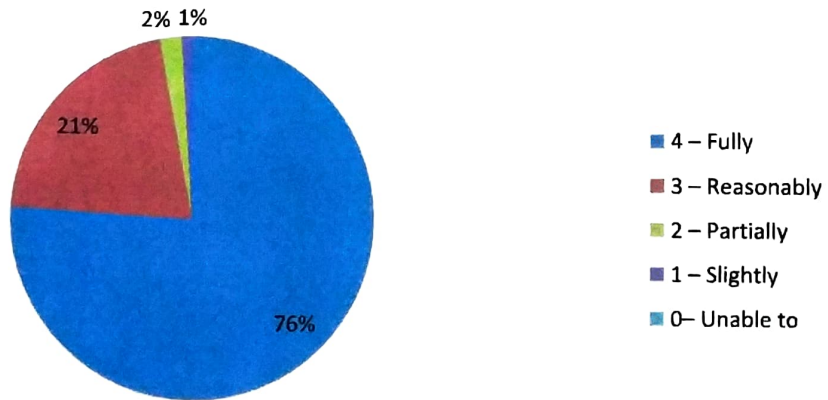
The teachers illustrate the concepts through examples and applications



13. The teachers identify your strengths and encourage you with providing right level of challenges.
 4 – Fully, 3 – Reasonably, 2 – Partially, 1 – Slightly, 0– Unable to


Criterion	4	3	2	1	0
Percentage	76	21	2	1	0

The teachers identify your strengths and encourage you with providing right level of challenges

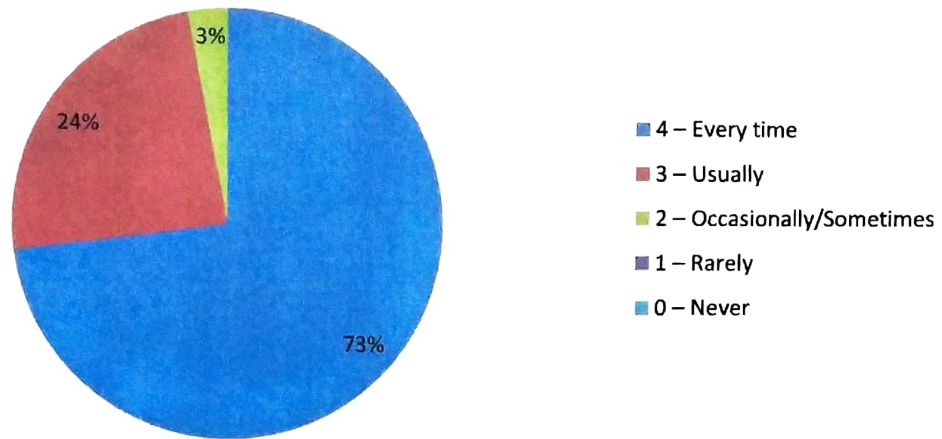


14. Teachers are able to identify your weaknesses and help you to overcome them.
 4 – Every time, 3 – Usually, 2 – Occasionally/Sometimes, 1 – Rarely, 0 – Never

Criterion	4	3	2	1	0
Percentage	73	24	3	0	0



Teachers are able to identify your weaknesses and help you to overcome them

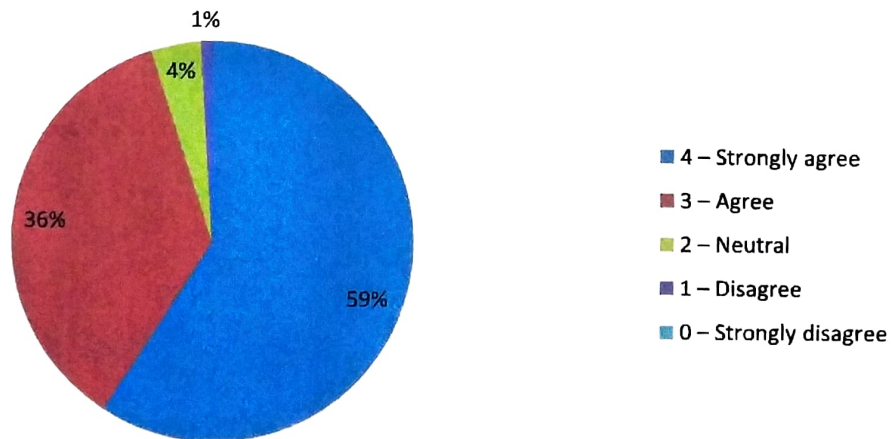


15. The institution makes effort to engage students in the monitoring, review and continuous quality improvement of the teaching learning process.

4 – Strongly agree, 3 – Agree, 2 – Neutral, 1 – Disagree, 0 – Strongly disagree

Criterion	4	3	2	1	0
Percentage	59	36	4	1	0

The institution makes effort to engage students in the monitoring, review and continuous quality improvement of the teaching learning process



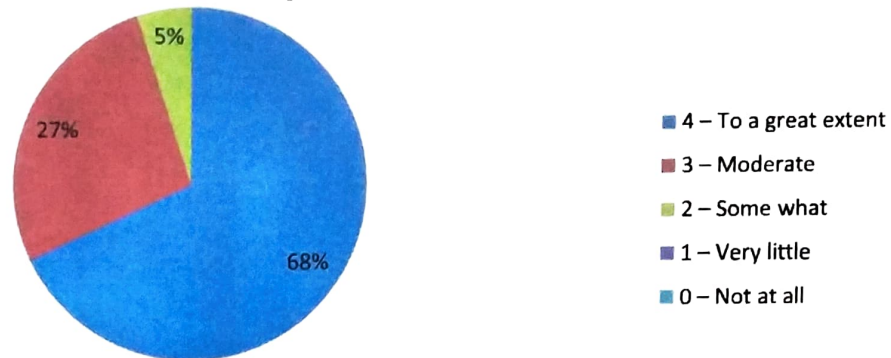
16. The institute/ teachers use student centric methods, such as experiential learning, participative learning and problem solving methodologies for enhancing learning experiences.

4 – To a great extent, 3 – Moderate, 2 – Some what, 1 – Very little, 0 – Not at all



Criterion	4	3	2	1	0
Percentage	68	27	5	0	0

The institute/ teachers use student centric methods, such as experiential learning, participative learning and problem solving methodologies for enhancing learning experiences

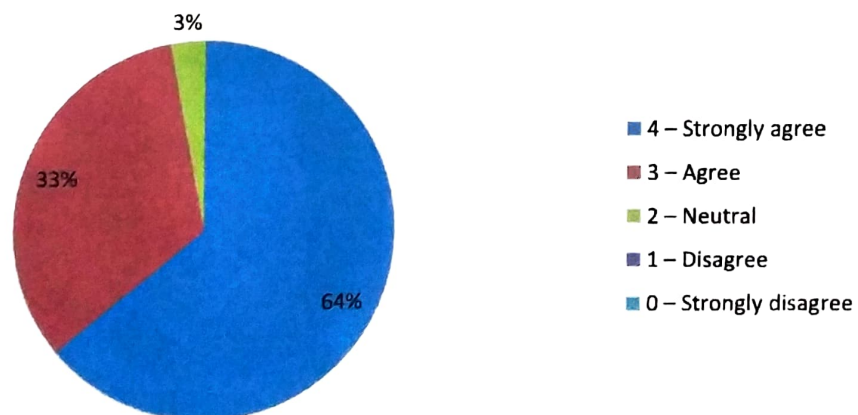


17. Teachers encourage you to participate in extracurricular activities.

4 - Strongly agree, 3 - Agree, 2 - Neutral, 1 - Disagree, 0 - Strongly disagree

Criterion	4	3	2	1	0
Percentage	64	33	3	0	0

Teachers encourage you to participate in extracurricular activities



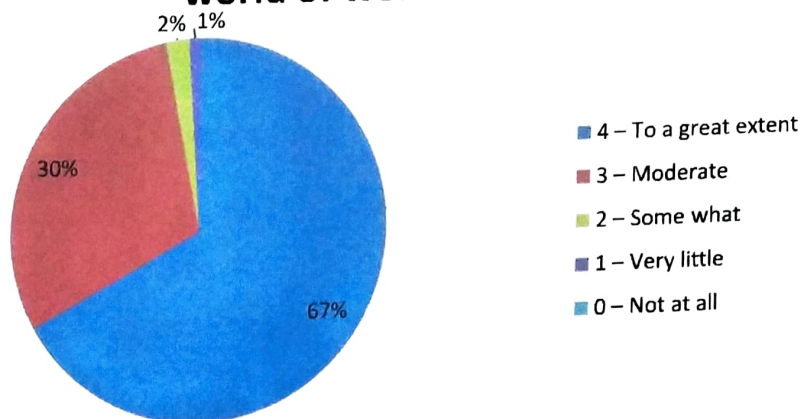
18. Efforts are made by the institute/ teachers to inculcate soft skills, life skills and employability skills to make you ready for the world of work.

4 - To a great extent, 3 - Moderate, 2 - Some what, 1 - Very little, 0 - Not at all

Criterion	4	3	2	1	0
-----------	---	---	---	---	---



Efforts are made by the institute/ teachers to inculcate soft skills, life skills and employability skills to make you ready for the world of work

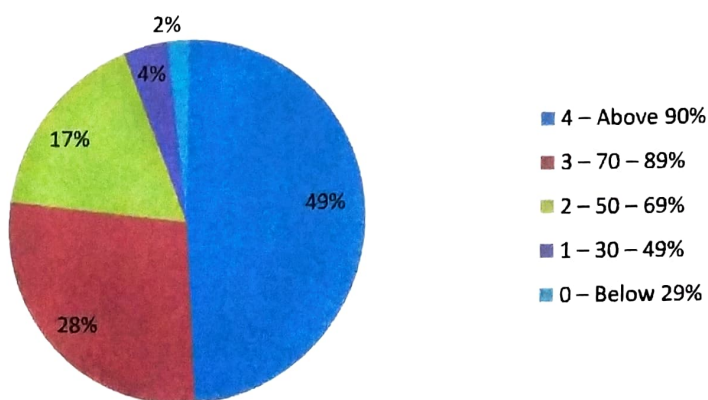


19. What percentage of teachers use ICT tools such as LCD projector, Multimedia, etc. while teaching.

4 - Above 90%, 3 - 70 - 89%, 2 - 50 - 69%, 1 - 30 - 49%, 0 - Below 29%

Criterion	4	3	2	1	0
Percentage	49	28	17	4	2


Percentage of teachers use ICT tools such as LCD projector, Multimedia, etc. while teaching



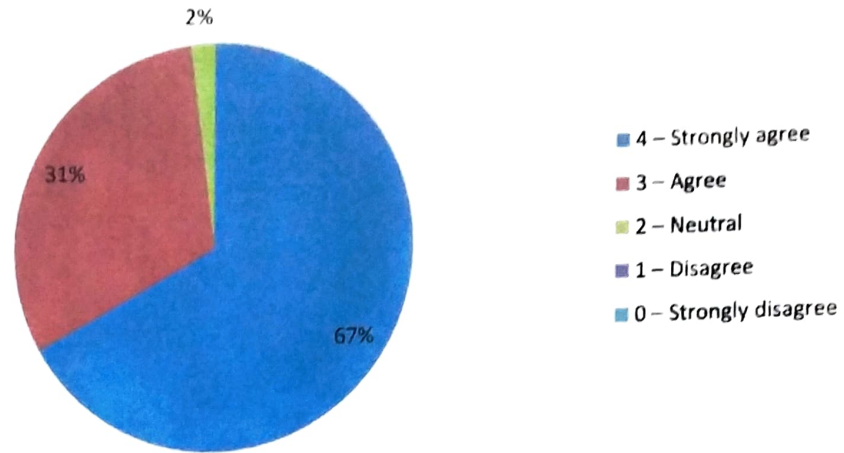
20. The overall quality of teaching-learning process in your institute is very good.

4 - Strongly agree, 3 - Agree, 2 - Neutral, 1 - Disagree, 0 - Strongly disagree

Criterion	4	3	2	1	0
Percentage	67	31	2	0	0



The overall quality of teaching-learning process in your institute is very good



21. Give three observation / suggestions to improve the overall teaching – learning experience in your institution.

The important suggestions made by the respondents to improve overall teaching-learning can be summarized as follows:-

- There should be an increase in the number of teachers
- Use of enhanced graphics and visual media in the teaching and learning process
- Emphasis on Internships and job preferences for the students
- A general demand for Post-graduation courses
- A general demand for augmentation of infrastructure

Chhali De

Principal
Raniganj Girls' College
P.O. Searsole, Rajbari
Dist : Paschim Bardhaman